



Lesson 2

MERCY CLINIC



PLANNING AHEAD

Encourage your leaders to wear scrubs for this lesson.

STARTUP PREP

Each lesson in this Texas Missions for Kids curriculum volume tells the story of how one church is being the salt of the earth and the light of the world in response to Christ's Sermon on the Mount as found in Matthew 5. Each week prepare your heart for ministry by reading the Beatitudes and following verses as recorded in Mathew 5:1-20. The Bible verse for this unit is Matthew 5:16.

"In the same way, let your light shine before men, so that they may see your good works and give glory to your Father in heaven." Matthew 5:16

Each couple of lessons will also have a separate focal Bible verse to help the boys and girls in your church learn ways to minister as they focus on ministry throughout Texas and respond to the Word of God in their own lives.



Blessings on each of you who teach children about the missions work of God in Texas through the ministry of the Southern Baptists of Texas Convention. We hope you will learn about our state missions efforts as you teach the children in your church and/or community.

STARTUP PREP

Please begin your preparation in prayer.

PRAY FOR

- Guidance from the Holy Spirit as you prepare to share about missions work in the state of Texas and in your own neighborhood
- Your students and their families - pray for the children to have open ears to listen and develop a love for missions work in their home state
- Missionaries, their families and their mission work

As you prepare for the following lesson, print the available downloadable material. Also, you need to acquire a Texas road map. Adhesive putty, yarn or string and a DVD player are also needed.

A family challenge is provided at the end of the lesson. This can be printed and sent home with each child or emailed to parents to explain the day's lesson and to give parents missional ideas to do together as a family at home.

What's Included + Needed

INCLUDED

- Intro activity
- Missions video ([download at sbtexas.com/missions4kids](http://sbtexas.com/missions4kids))
- Missions story
- Missions activity instructions
- Activity pages - Mercy Clinic game cards
- Family mission challenge (optional). Print to send home with each child or email to parents

PRINTED SIGNS

- Unit theme verse, Matthew 5:16
- Focal Bible verse, 1 John 3:18
- Rebekah Naylor
- Mercy Clinic logo
- Allergy alert poster

NEEDED

- Texas state map
- Push pins/tape/adhesive putty
- Yarn or string (seven colors, one for each city or area throughout the curriculum)
- Video download and device to play video
- Cardstock (two sheets per game card set)
- For younger children: construction paper, glue, tape, cotton swabs, non-latex band aids, large craft sticks, cotton balls
- For bonus activity: four or five Ace bandages and several rolls of inexpensive toilet tissue
- Snack size sugar-free Jell-O/pudding (one per child)
- Spoons (one per child)
- Paper towels or napkins



Focal Bible Verse

"Let us love not with words or tongue but with actions and in truth." **1 John 3:18**

INTRO ACTIVITY

Should last between five to six minutes

BEFORE CLASS—FIND OUT

- 1 How many miles it is from your town to Fort Worth
- 2 How long (hours and minutes) it takes to travel from your town to Fort Worth
- 3 Locate the towns on the map so you can guide the children to the correct location
- 4 Locate zip code 76110

LOCATE TODAY'S TEXAS CITY

OBJECTIVE Locate your present city and the cities being discussed.

As children arrive, ask them to gather or sit near the Texas map. Help ensure that each child can see the map.

As the children arrive, greet them by saying hello and buenos dias (Spanish for good day).

ASK THE CHILDREN

- 1 Does anyone know where Fort Worth is located on the map?
- 2 Can someone show us where our town is located?
- 3 Ask someone to come pin up or tack up a string between your town and Fort Worth.
- 4 Ask if anyone has been to Fort Worth before and what they remember from their trip.
- 5 Can anyone guess how long it would take to drive to Fort Worth (or fly)?
- 6 Have any of you had to go to a clinic or hospital for a broken arm or for stitches?

SUPPLIES NEEDED:

- Texas state map
- Push pins/tape/adhesive putty
yarn or string

Depending on the size of your group, this activity may be completed as a class activity or a small group activity.

If you choose to do this activity in small groups, please provide one set of supplies for each group.

Be prepared with how far and how long it takes to drive to these different cities.

Teachers, you can attach the yarn or string from your town to the different cities. For older children, allow a child to attach the yarn length to the map.

SAY "Let's begin to learn about a special ministry in the heart of Fort Worth which helps families with medical needs."



Focal Bible Verse

"Let us love not with words or tongue but with actions and in truth." **1 John 3:18**

MISSIONS STORY

(Play the lesson video: The video introduces the Texas Missions story for the day. It is not intended to tell the full story)

Fort Worth is located in North Texas, just west of Dallas and Arlington. It is known for its western heritage and for many years has been referred to as "Where the West Begins." It also has the nickname of "Cowtown" because of its history with the cattle industry. People in Fort Worth are still proud of their ties to the western way of life but their city is now also home to important aviation and technology companies.

Just south of downtown you will find the neighborhoods that make up the 76110 zip code. For over 100 years Travis Avenue Baptist church has been located in the 76110 area and ministered to that area as well as to people from all over the city. For the last two years Travis Avenue has had a ministry specifically for the people who live in the 76110 area.

Rebekah Naylor, a longtime medical missionary for the International Mission Board and the daughter of former Travis pastor and Seminary President Robert Naylor, is a member of Travis Avenue Baptist Church. Dr. Naylor, along with Travis member and registered nurse Peggy Leitch, saw a need for medical missions in the neighborhood around Travis Avenue. They met with local businessmen and businesswomen and started what is now known as Mercy Clinic.

Mercy Clinic is a building on the Travis Avenue church campus that has become a special ministry to residents of the 76110 zip code who cannot afford medical insurance. The clinic provides doctor's visits, checkups and prescriptions. The clinic also helps refer people with serious needs to other community services or specialized doctors. Mercy Clinic also provides general dentistry services like fillings and extractions (that's pulling teeth!). One time a man came in with a horrible toothache and infection. The dentist found

out he had accidentally eaten a little pearl bead while having chicken at a restaurant. Another time a man came in with ear pain. He had the tip of a cotton swab like you use to clean out your ears stuck in his ear for two months. The medical teams at Mercy Clinic see all kinds of patients.

Close to half the people in the 76110 zip code live in households which primarily speak Spanish and almost all the patients at the at the Mercy Clinic are Spanish speaking only. The Mercy Clinic has people on staff who help talk to guests and patients in their own language. All their patient forms and signs are printed in English and Spanish. At Mercy Clinic they not only want to meet the medical needs of each patient but their goal is to be sure every patient receives a Bible, is prayed with and receives spiritual counseling.

Some patients have received Christ right in the medical room! Others have prayed to accept Jesus in the counseling room and others have developed friendships with Travis members who have begun to minister to their whole family. The Mercy Clinic has people who stay with the younger children while the parents receive medical care. They also provide Bible story coloring pages for the children to color and take home.

For the past two years, Mercy Clinic has sponsored a health fair for the neighborhood with cancer screening for women, flu shots, diabetes screening as well as activities for children. In the summer they provide back-to-school immunizations and physicals for children. Travis Avenue Baptist Church has a special ministry of medical missions in their own neighborhood with the ultimate goal of sharing the gospel and witnessing people accept Jesus as their personal Savior.



Focal Bible Verse

"Let us love not with words or tongue but with actions and in truth." **1 John 3:18**

MISSIONS ACTIVITY

OBJECTIVE TO PRAY FOR...

- 1 The people who live in Fort Worth who need to hear about Jesus
- 2 The staff and members of the Travis Avenue Baptists Church to share Jesus boldly with their community
- 3 Ourselves to think of ways we can share Jesus with people in our neighborhood and pray for our Texas missions workers all over the state
- 4 To learn our focal Bible verse, 1 John 3:18

You can choose between the activities below or do them all depending on your time and group size.

ACTIVITY 1 MERCY CLINIC MATCH-UP

ACTIVITY 2 MEDICAL COLLAGE

ACTIVITY 3 BANDAGE RELAY

Activity details start on the next page...

SUPPLIES NEEDED:

PRINTED SIGNS

- Unit theme verse, Matthew 5:16
- Focal Bible verse, 1 John 3:18
- Rebekah Naylor
- Mercy Clinic logo
- Allergy alert

NEEDED

- Cardstock (two sheets per game set)
- For younger children: construction paper, glue, tape, cotton swabs, non-latex band aids, large craft sticks, cotton balls
- For bonus activity: four or five Ace bandages and several rolls of inexpensive toilet tissue
- Snack size sugar-free Jell-O/pudding (one per child)
- Spoons (one per child)
- Paper towels or napkins



Focal Bible Verse

"Let us love not with words or tongue but with actions and in truth." **1 John 3:18**

MISSIONS ACTIVITY

ACTIVITY 1 MERCY CLINIC MATCH-UP

Print on cardstock and cut apart the Mercy Clinic game cards provided. You will need to make two copies of each set of game cards. Depending on the size of your group you can divide the students into teams or play with two to four individuals taking turns until all cards are collected. Place the cards face down in four rows of four cards. Let each player turn over two cards in an attempt to find a match. Players take turns and when a match is collected that player gets to take an extra turn until he/she does not get a match. When all the cards are matched up, shuffle the deck and play as many rounds as you want. Between rounds, have the students look up and read or recite from memory today's focal verse or the unit theme verse.

FOR OLDER STUDENTS Let students design their own set of cards. If you have a copier close by you can make copies so they can have a set of duplicate cards. If you do not have access to a copier they can make two cards of the same item, they do not have to be identical, just close enough to be an obvious match.

ACTIVITY 2 MEDICAL COLLAGE

For very young children you can provide cotton swabs, inexpensive non-latex Band-Aids, large craft sticks and cotton balls. You could also print the game cards and have the children cut-out and color the pictures. Print today's verse or the unit theme verse across the bottom of a sheet of construction paper and let the children glue the various medical related items on the page to make a collage. As they work, talk about how the Mercy Clinic ministers to people who would not otherwise receive quality medical care. Let the students talk about times when they were sick and said prayers of thanks to God for their medical care and health.

ACTIVITY 3 BANDAGE RELAY

Provide several new or recently washed Ace bandages per team. If you do not have bandages, use an inexpensive toilet tissue instead. You can also use both for large teams. Give each team their "bandage" material and designate one person to be the patient across the room from the rest of the team. In relay fashion, give each team member a portion of tissue paper or bandages. When the leader says start or blows a whistle, one team member runs down to the patient and wraps the bandage around the person's head (do not cover the eyes or mouth) or arms (the patient should stretch out his/her arms). When the player has used all his bandage material, he runs back to his team and tags the next member. Whichever team finishes using all of their bandage material first is the winner. Note that players must make sure their bandage material does not fall off the patient before they can return to the team to tag another player. Make sure the "patient" is a willing patient.

For older students, let them read together aloud today's focal verse before they start a second round for either the match-up or bandage relay games.

When you have concluded your activities, ask the children how they feel when they need medical help (sad, scared, crying, etc.). Talk about how the people at Mercy Clinic provide not only medical attention but attention to the emotional and spiritual needs of their patients. Take a moment to pray specifically for the people who work at Mercy Clinic and for the people who live in the 76110 zip code. Ask if someone from the group would pray also for the people who live in the zip code shared by your church as well.

SNACK SUGGESTION Snack size sugar-free Jell-O or pudding.



Focal Bible Verse

"Let us love not with words or tongue but with actions and in truth." **1 John 3:18**

A FAMILY CHALLENGE

Dear Parents and Caregivers,

Today in our missions time we learned about a special ministry to people with medical needs who live in Fort Worth, Texas. For over 100 years, Travis Avenue Baptist church has been located in the 76110 area not far from downtown Fort Worth and ministered to that area as well as to people from all over the city. For the last two years Travis Avenue has had a ministry specifically for the people who live in the 76110 area.

Rebekah Naylor, a longtime medical missionary for the International Mission Board, and nurse Peggy Leitch met with local businessmen and businesswomen and started what is now known as Mercy Clinic. The clinic provides doctor's visits, checkups, and prescriptions and also helps refer people with serious needs to other community services or specialized doctors. Mercy Clinic also provides general dentistry services like fillings and extractions (that's pulling teeth!). One time a man came in with a horrible toothache and infection. The dentist found out he had accidentally eaten a little pearl bead while having chicken at a restaurant. Another time a man came in with ear pain. He had had the tip of a cotton swab like you use to clean out your ears stuck in his ear for two months. The medical teams at Mercy Clinic see all kinds of patients!

Close to half of the people in the 76110 zip code live in households which primarily speak Spanish, and almost all the patients at the at the Mercy Clinic are Spanish speaking only, so the Mercy Clinic has people on staff who are there to help talk to guests and patients in their own language. At Mercy Clinic they not only want to meet the medical needs of each patient but their goal is to be sure every patient receives a Bible, is prayed with and receives spiritual counseling.

Some patients have received Christ right in the medical room! Others have prayed to accept Jesus in the counseling room and others still have developed friendships with Travis members who have begun to minister to their whole family. To see the full lesson about Mercy Clinic and explanations and templates for the suggested games you can visit www.sbtexas.com/missions4kids.

This week as you pray before meals, bedtime or during other family times, think together of people in your community who have medical needs. Interested family members can wear Band-Aids on their arms or legs to remind them to pray for the volunteers at Mercy Clinic who share the love of Christ to people in need.

Thank you for encouraging your child to pray for and contribute to Texas missions!

Focal Bible Verse

“Let us love not with words
or tongue but with actions
and in truth.” 1 John 3:18


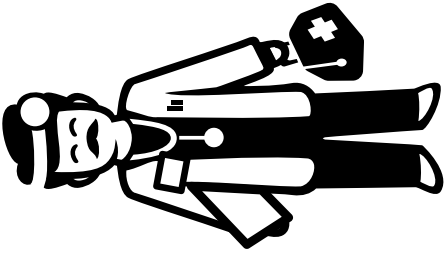

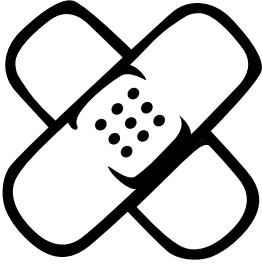


Unit Bible Verse

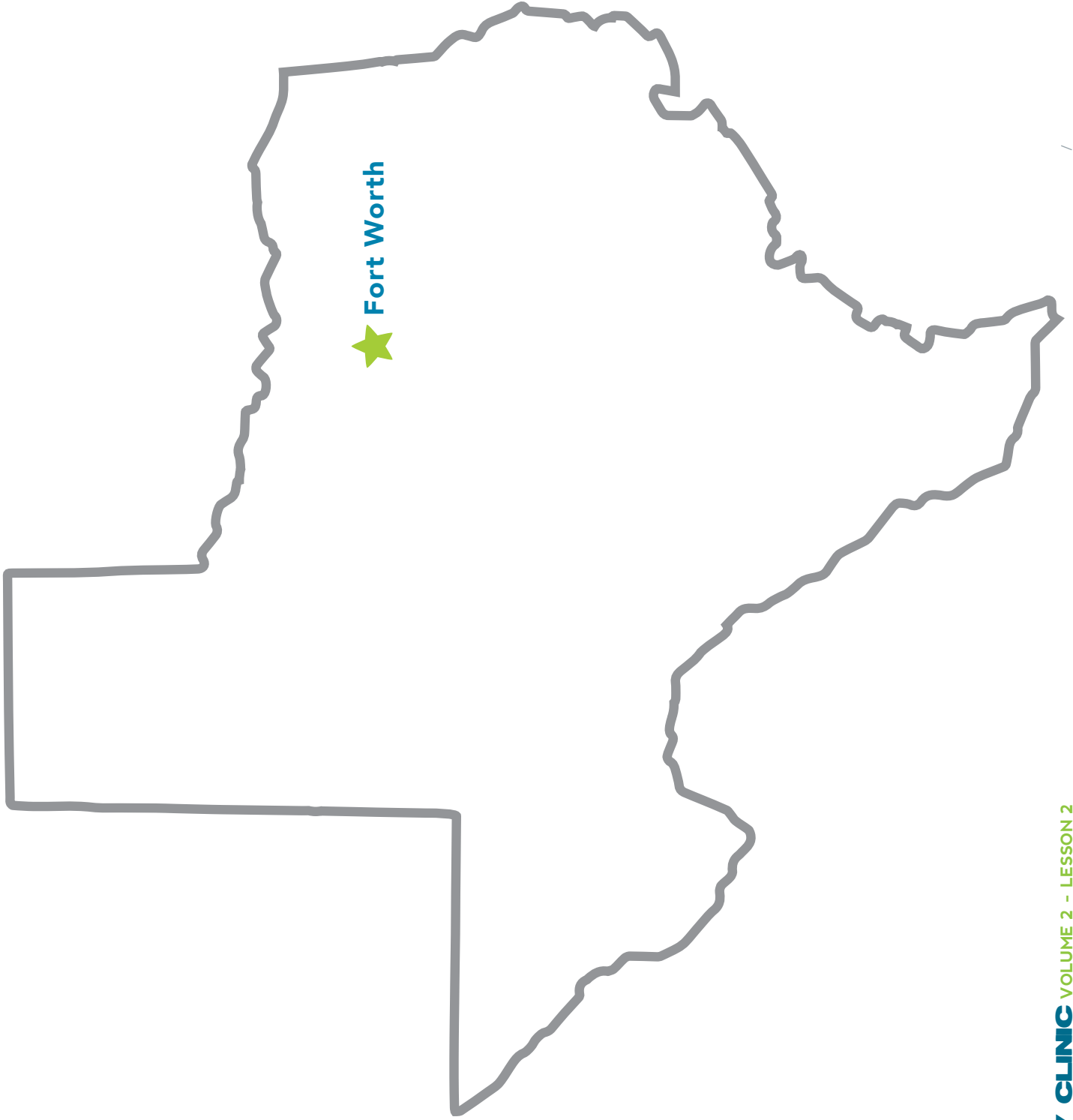
**“In the same way,
let your light shine before men,
so that they may see your good works
and give glory to your Father in
heaven.” Matthew 5:16**

Rebekah Naylor

The logo consists of five stylized leaves in shades of brown and tan, arranged in a fan-like pattern. The word "Mercy" is written in a dark brown, cursive font, overlapping the bottom of the leaves. The word "Clinic" is written in the same cursive font, positioned to the right of "Mercy". Below "Clinic", the words "of Fort Worth" are written in a smaller, dark brown, sans-serif font.

Mercy Clinic
of Fort Worth





ALLERGY ALERT!

Today's Snack
